



























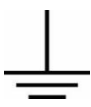







Standard	Symbol	Title of Symbol	Description of Symbol
ISO 15223-1 Medical Devices – Symbols to be used with medical device labels, labelling and information to be supplied ISO 15223-1-5.4.2		<b>Do Not Re-use</b>	Indicates a medical device that is intended for one use, or for use on a single patient during a single procedure.
ISO 15223-1 Medical Devices – Symbols to be used with medical device labels, labelling and information to be supplied ISO 15223-1-5.1.5		<b>Batch Code</b>	Indicates the manufacturer's batch code so that the batch or lot can be identified.
ISO 15223-1 Medical Devices – Symbols to be used with medical device labels, labelling and information to be supplied ISO 15223-1-5.2.7		<b>Non-sterile</b>	Indicates a medical device that has not been subjected to a sterilization process.
ISO 15223-1 Medical Devices – Symbols to be used with medical device labels, labelling and information to be supplied ISO 15223-1-5.1.3		<b>Date of Manufacture</b>	Indicates the date when the medical device was manufactured.
ISO 15223-1 Medical Devices – Symbols to be used with medical device labels, labelling and information to be supplied ISO 15223-1-5.2.3		<b>Sterilized Using Ethylene Oxide</b>	Indicates a medical device that has been sterilized using ethylene oxide.
ISO 15223-1 Medical Devices – Symbols to be used with medical device labels, labelling and information to be supplied ISO 15223-1- 5.4.4		<b>Caution</b>	Indicates the need for the user to consult the instructions for use for important cautionary information such as warnings and precautions that cannot, for a variety of reasons, be presented on the medical device itself.
ISO 15223-1 Medical Devices – Symbols to be used with medical device labels, labelling and information to be supplied ISO 15223-1- 5.1.1		<b>Manufacturer</b>	Indicates the medical device manufacturer, as defined in EU Directives 90/385/EEC, 93/42/EEC and 98/79/EC.
ISO 15223-1 Medical Devices – Symbols to be used with medical device labels, labelling and information to be supplied ISO 15223-1-5.4.3		<b>Consult Instructions for Use</b>	Indicates the need for the user to consult the instructions for use.
ISO 15223-1 Medical Devices – Symbols to be used with medical device labels, labelling and information to be supplied ISO 15223-1-5.1.4		<b>Use-by Date</b>	Indicates the date after which the medical device is not to be used.
ISO 15223-1 Medical Devices – Symbols to be used with medical device labels, labelling and information to be supplied ISO 15223-1-5.1.7		<b>Serial Number</b>	Indicates the manufacturer's serial number so that a specific medical device can be identified.
ISO 15223-1 Medical Devices – Symbols to be used with medical device labels, labelling and information to be supplied ISO 15223-1-5.2.4		<b>Sterilized Using Irradiation</b>	Indicates a medical device that has been sterilized using irradiation.
ISO 15223-1 Medical Devices – Symbols to be used with medical device labels, labelling and information to be supplied ISO 15223-1-5.1.2		<b>Authorized Representative in the European Community</b>	Indicates the Authorized representative in the European Community.

Standard	Symbol	Title of Symbol	Description of Symbol
ISO 15223-1 Medical Devices – Symbols to be used with medical device labels, labelling and information to be supplied ISO 15223-1-5.3.7		<b>Temperature Limit</b>	Indicates the temperature limits to which the medical device can be safely exposed.
ISO 15223-1 Medical Devices – Symbols to be used with medical device labels, labelling and information to be supplied ISO 15223-1-5.4.1		<b>Biological Risks</b>	Indicates that there are potential biological risks associated with the medical device.
ISO 15223-1 Medical Devices – Symbols to be used with medical device labels, labelling and information to be supplied ISO 15223-1-5.1.6		<b>Catalogue Number</b>	Indicates the manufacturer's catalogue number so that the medical device can be identified.
ISO 15223-1 Medical Devices – Symbols to be used with medical device labels, labelling and information to be supplied ISO 15223-1-5.2.6		<b>Do Not Re-sterilize</b>	Indicates a medical device that is not to be re-sterilized.
ISO 15223-1 Medical Devices – Symbols to be used with medical device labels, labelling and information to be supplied ISO 15223-1- 5.2.8		<b>Do Not Use if Package is Damaged</b>	Indicates a medical device that should not be used if the package has been damaged or opened.
ISO 15223-1 Medical Devices – Symbols to be used with medical device labels, labelling and information to be supplied ISO 15223-1-5.3.4		<b>Keep Dry</b>	Indicates a medical device that needs to be protected from moisture.
ISO 15223-1:2012 5.4.5, Annex B, B2. ISO 15223-1:2012 5.4.5		<b>Does Not Contain Natural Rubber Latex</b>	Does Not Contain Natural Rubber Latex.
IEC 60601-1 Medical Electrical Equipment, Part 1: General Requirements for Safety <a href="http://www.ul.com/marks/ul-listing-and-classification-marks/downloadable-ul-marks/">http://www.ul.com/marks/ul-listing-and-classification-marks/downloadable-ul-marks/</a>		<b>UL Recognized Component Symbol</b>	UL Recognized Component Marks for Canada and the United States.
IEC 60601-1 Medical Electrical Equipment, Part 1: General Requirements for Safety <a href="http://www.ul.com/marks/ul-listing-and-classification-marks/downloadable-ul-marks/">http://www.ul.com/marks/ul-listing-and-classification-marks/downloadable-ul-marks/</a>		<b>UL National Recognition Standard</b>	UL Classification Marks for Canada and the United States.
IEC 60601-1 Medical Electrical Equipment, Part 1: General Requirements for Safety ISO 60601-1-3 IEC 60878 / ISO3864-B.3.6		<b>Warning: Dangerous Voltage</b>	To indicate hazards arising from dangerous voltages.
IEC 60601-1 Medical Electrical Equipment, Part 1: General Requirements for Safety IP degrees in accordance with IEC 60529 / EN 60529	<b>IPX1</b>	<b>Ingress Protection Against Dripping Water (vertically falling drops) Shall Have No Harmful Effect</b>	To identify category AP equipment complying with IEC 60601-1 which also specifies the way in which this symbol has to be used.

Standard	Symbol	Title of Symbol	Description of Symbol
IEC 60601-1 Medical Electrical Equipment, Part 1: General Requirements for Safety IEC 60417— Graphical Symbols for Use on Equipment IEC 60417-5335		<b>Type CF Applied Part</b>	To identify a type CF applied part complying with IEC 60601-1.
IEC 60417— Graphical Symbols for Use on Equipment IEC 60417-5032		<b>Alternating Current</b>	To indicate on the rating plate that the equipment is suitable for alternating current only; to identify relevant terminals.
IEC 60417-5140 — Graphical Symbols for Use on Equipment (FCC and IC registration numbers for RFID wireless technology)		<b>Non-ionizing Electromagnetic Radiation</b>	To indicate generally elevated, potentially hazardous, levels of non-ionizing radiation, or to indicate equipment or systems e.g. in the medical electrical area that include RF transmitters or that intentionally apply RF electromagnetic energy for diagnosis or treatment.
IEC 60417— Graphical Symbols for Use on Equipment IEC 60417-5019		<b>Protective Earth (ground)</b>	To identify any terminal which is intended for connection to an external conductor for protection against electric shock in case of a fault, or the terminal of a protective earth (ground) electrode. To an external conductor for protection against electric shock in case of a fault, or the terminal of a protective earth (ground) electrode.
IEC 60417— Graphical Symbols for Use on Equipment IEC 60417-5840		<b>Type B Applied Part</b>	To identify a type B applied part complying with IEC 60601-1.
IEC 60417— Graphical Symbols for Use on Equipment IEC 60417-5333		<b>Type BF Applied Part</b>	To identify a type BF applied part complying with IEC 60601-1.
IEC 60417— Graphical Symbols for Use on Equipment IEC 60417-5017		<b>Earth (ground)</b>	To identify an earth (ground) terminal in cases where neither the symbol 5018 nor 5019 is explicitly required.
IEC 60417— Graphical Symbols for Use on Equipment IEC 60417-5021		<b>Equipotentiality</b>	To identify the terminals which, when connected together, bring the various parts of an equipment or of a system to the same potential, not necessarily being the earth (ground) potential, e.g. for local bonding.
IEC 60601-1 Medical Electrical Equipment, Part 1: General Requirements for Safety ISO 7010 — Graphical Symbols -- Safety colors and safety signs -- Registered safety signs ISO 7010- M002		<b>Refer to Instruction Manual / Booklet</b>	To signify that the instruction manual / booklet must be read.
IEC 60417 — Graphical Symbols for Use on Equipment IEC 60417-5114	<b>Footpedal</b> 	<b>Foot Switch</b>	To identify a foot switch or the connection for a foot switch.
IEC 60417 — Graphical Symbols for Use on Equipment IEC 60417-5331		<b>Not Type AP</b>	Do not use with flammable anesthetics.
21 CFR 801.109		<b>Rx only</b>	Federal (USA) law restricts this device to sale by or on the order of a physician